





The Master Planner

Over 160 Homeschool Planning, Recordkeeping and Resource Forms on CD



***This will be the LAST planner
you will buy for all your
children, and for their whole
educational career.***

***From pre-school through
high school, over 160 forms
are available to custom
create the planner you need,
year after year.***

You won't find a better deal!



Westvon Publishing - Home Education Products

P.O. Box 531183 - Livonia, MI 48153 - info@themasterplanner.com

www.TheMasterPlanner.com

How to Use the Master Planner...



The Master Planner is available on CD or as a downloadable ZIP file. When you get your copy of the Master Planner, you will find a folder with over 160 individual Adobe Acrobat PDF files. And you will find this start-up guide and checklist of all the forms.


We've gone through and showcased quite a few of the forms to show you samples of the forms in action. It's not every single form, but it's a LOT!

We recommend that you print out the following sheet and use it as your check list for all the various forms available in the Master Planner. We have given you the actual file names of the sheets to make it easy to pick the forms you'd like to use in your planner and throughout your homeschool adventures.

One of the misconceptions of the Master Planner is that all the forms are only for lesson planning. Far from it! We have included a whole spread of useful home education and family based forms such as daily work check lists, practice records, certificates, science projects, math helpers, family budgeting sheets, record keeping, book lists and so much more!

We hope that you will enjoy this sampler PDF and will consider making the Master Planner part of your home educational resources!







This is Sherri's Planner

The best part about making your own planner, is that you can make the covers fun and delightful! My daughters got out the stickers and we made a super fun cover for our homeschool plan book. We also laminated the covers and had it spiral bound so it lays flat. It cost about \$3.00 at the local Kinkos to punch and coil bind it all.

We love to scrapbook, so we took some of our favorite pictures, mostly involved in home education and placed them on the back cover. I used a sturdy piece of cardstock for my base and when we were done cropping and glueing down pictures, we laminated it. We use the planner and we like it. After all, I created it with the best of all that I wanted!

I like the planner pages with the subjects and the lines. I write Jessy's work on the top of the box going down and Maggie's work on the bottom line, going up. I use a highlighter to color in the left hand box as they finish something up. I use the right hand box for pages down, or a chapter read, and for test scores when warranted. I find that I can see my week at a glance and quickly spot when we need a little more fine arts or our history is lacking! And I like having Saturday and Sunday boxes, because, believe it or not... education happens all week long at our house!

You can use the Master Planners Lesson Planners with bound books, or in a 3 ring binder, or even as individual daily sheets.



It's the beauty of the Master Planners... you can print, design and make your own books, every year, whatever you want!

Check List of the Master Planner Forms

These pages will identify all the files for you.

<input type="checkbox"/> 1MPCHECK.PDF	The Master Planner Forms Checklist
<input type="checkbox"/> 2002CAL.PDF	2002 Calendar
<input type="checkbox"/> 2003CAL.PDF	2003 Calendar
<input type="checkbox"/> 2004CAL.PDF	2004 Calendar
<input type="checkbox"/> 2005CAL.PDF	2005 Calendar
<input type="checkbox"/> 2006CAL.PDF	2006 Calendar
<input type="checkbox"/> 2007CAL.PDF	2007 Calendar
<input type="checkbox"/> 2008CAL.PDF	2008 Calendar
<input type="checkbox"/> 2009CAL.PDF	2009 Calendar
<input type="checkbox"/> 2010CAL.PDF	2010 Calendar
<input type="checkbox"/> ABCBOOK.PDF	An ABC Book of pages you can decorate
<input type="checkbox"/> ADDTABLE.PDF	A blank addition table
<input type="checkbox"/> ALLOWCOUP.PDF	Allowance Coupons for the family
<input type="checkbox"/> ALOWTALY.PDF	A tally sheet for allowance - 2 up
<input type="checkbox"/> ANPLANS.PDF	Annual Plans for Home Education
<input type="checkbox"/> ATENDANC.PDF	Attendance Sheet
<input type="checkbox"/> AUCTIONS.PDF	A log sheet for keeping track of auctions
<input type="checkbox"/> AWARDS.PDF	A listing sheet to keep track of awards
<input type="checkbox"/> BABYSIT1.PDF	Page 1 of a babysitting information sheet
<input type="checkbox"/> BABYSIT2.PDF	Page 2 of Babysitter Information Sheet
<input type="checkbox"/> BIBLERA.PDF	Checklist for reading the Bible
<input type="checkbox"/> BIRTHDAY.PDF	List of Birthdays for family and friends
<input type="checkbox"/> CAL-LIN1.PDF	Linear Calendar for any year - Page 1
<input type="checkbox"/> CAL-LIN2.PDF	Linear Calendar for any year - Page 2
<input type="checkbox"/> CERT-ACH.PDF	Certificate of achievement

<input type="checkbox"/> CERT-ART.PDF	Certificate of art
<input type="checkbox"/> CERT-GEO.PDF	Certificate of geography
<input type="checkbox"/> CERT-HIS.PDF	Certificate of history
<input type="checkbox"/> CERT-LA.PDF	Certificate of language arts
<input type="checkbox"/> CERT-MAT.PDF	Certificate of math
<input type="checkbox"/> CERT-PE.PDF	Certificate of physical education
<input type="checkbox"/> CERT-PRO.PDF	Certificate of progress
<input type="checkbox"/> CERT-RED.PDF	Certificate of reading
<input type="checkbox"/> CERT-SCI.PDF	Certificate of science
<input type="checkbox"/> CERT-WRI.PDF	Certificate of writing
<input type="checkbox"/> CHECKUP.PDF	Family sheet of health and checkups
<input type="checkbox"/> CHORES1.PDF	Chores Sheet for one child
<input type="checkbox"/> CHORES2.PDF	Chores sheet for two children
<input type="checkbox"/> CLOTHING.PDF	Family clothing sizes
<input type="checkbox"/> COLORSAM.PDF	Color samples for markers, pens, paints, etc.
<input type="checkbox"/> COMSERV.PDF	Community Service Record
<input type="checkbox"/> CONTACTS.PDF	Home Education contacts and groups
<input type="checkbox"/> CORSPOND.PDF	Sheet of keeping track of correspondence
<input type="checkbox"/> CURRLIST.PDF	Curriculum List of Home Education materials
<input type="checkbox"/> DAYCHEK1.PDF	Daily Checklist for Home Education
<input type="checkbox"/> DAYCHEK2.PDF	Daily Checklist for Home Education #2
<input type="checkbox"/> EDCDLIST.PDF	Educational CD List
<input type="checkbox"/> EXPENSE1.PDF	Expense Chart to keeping track
<input type="checkbox"/> FAM-PRAC.PDF	Family Practice sheet
<input type="checkbox"/> FAMBUDGT.PDF	Family Budget sheet
<input type="checkbox"/> FAMCOUP1.PDF	Family Coupons #1
<input type="checkbox"/> FAMCOUP2.PDF	Family Coupons #2
<input type="checkbox"/> FAMGOALS.PDF	Goals for the Family

<input type="checkbox"/> FAMLIBRY.PDF	Family Library listing form
<input type="checkbox"/> FLDTRIP1.PDF	Field Trips for the year
<input type="checkbox"/> FLDTRIP2.PDF	Field Trips for the year - variation
<input type="checkbox"/> GENEFAM.PDF	Genealogical Family Group Sheet
<input type="checkbox"/> GENETREE.PDF	Genealogical Family Pedigree Tree
<input type="checkbox"/> GRAPH1.PDF	Blank Graph for School
<input type="checkbox"/> HH-EQUIP.PDF	Household Equipment List
<input type="checkbox"/> HH-NEEDS.PDF	Household Needs
<input type="checkbox"/> HH-TODO.PDF	Household To Do form
<input type="checkbox"/> HOLIDAYCD.PDF	Holiday cards mailed and recieved sheet
<input type="checkbox"/> HRS-INST.PDF	Hours of Instruction
<input type="checkbox"/> HS-CORSE.PDF	High School - Course Description Form
<input type="checkbox"/> HS-CREDS.PDF	High School - Credits Earned
<input type="checkbox"/> HS-PLANS.PDF	High School - Plans for 4 years
<input type="checkbox"/> HS-REQU.PDF	High School - Requirements
<input type="checkbox"/> HS-TRANS.PDF	High School - Transcripts
<input type="checkbox"/> HSCOUP1.PDF	Homeschool Coupons 1
<input type="checkbox"/> HSCOUP2.PDF	Homeschool Coupons 2
<input type="checkbox"/> HSEVENTS.PDF	Homeschool Events
<input type="checkbox"/> INDSTUDY.PDF	Independant Study Sheet
<input type="checkbox"/> LOANSHET.PDF	Loan and Borrowed Items
<input type="checkbox"/> LP-1A.PDF	Lesson Planner 1 -
<input type="checkbox"/> LP-1B.PDF	Lesson Planner 1 -
<input type="checkbox"/> LP-2A.PDF	Lesson Planner 2 -
<input type="checkbox"/> LP-2B.PDF	Lesson Planner 2 -
<input type="checkbox"/> LP-3A.PDF	Lesson Planner 3 -
<input type="checkbox"/> LP-3B.PDF	Lesson Planner 3 -
<input type="checkbox"/> LP-4A.PDF	Lesson Planner 4 -

<input type="checkbox"/> LP-4B.PDF	Lesson Planner 4 -
<input type="checkbox"/> MAGSUBS.PDF	Magazine Subscriptions
<input type="checkbox"/> MAILORD.PDF	Keeping track of mail orders
<input type="checkbox"/> MEASURE.PDF	Fun with Measurements
<input type="checkbox"/> MENUPLN1.PDF	Menu Plan #1
<input type="checkbox"/> MENUPLN2.PDF	Menu Plan #2
<input type="checkbox"/> MON-ANIM.PDF	Monthly Animal Unit Study
<input type="checkbox"/> MON-ART.PDF	Monthly Art Unit Study
<input type="checkbox"/> MON-BIO.PDF	Monthly Biography Unit Study
<input type="checkbox"/> MON-BIRD.PDF	Monthly Bird Unit Study
<input type="checkbox"/> MON-CTRY.PDF	Monthly Country Unit Study
<input type="checkbox"/> MON-DINO.PDF	Monthly Dinosaur Unit Study
<input type="checkbox"/> MON-FISH.PDF	Monthly Fish Unit Study
<input type="checkbox"/> MON-INSC.PDF	Monthly Insect Unit Study
<input type="checkbox"/> MON-MUSC.PDF	Monthly Music Unit Study
<input type="checkbox"/> MON-PLNT.PDF	Monthly Plant Unit Study
<input type="checkbox"/> MON-REPT.PDF	Monthly Reptile Unit Study
<input type="checkbox"/> MON-ROCK.PDF	Monthly Rock Unit Study
<input type="checkbox"/> MON-SCR.PDF	Monthly Scripture Unit Study
<input type="checkbox"/> MON-SPAN.PDF	Monthly Simple Animal Unit Study
<input type="checkbox"/> MON-STAT.PDF	Monthly State Unit Study
<input type="checkbox"/> MONTHEX1.PDF	Monthly Expenses #1
<input type="checkbox"/> MONTHEX2.PDF	Monthly Expenses #2
<input type="checkbox"/> MONTHPRO.PDF	Monthly Progress Report
<input type="checkbox"/> MUSICMEM.PDF	Music Memorized
<input type="checkbox"/> NARRATE.PDF	Narration Summary Form
<input type="checkbox"/> NATJORN.L.PDF	Nature Journaling Sheets
<input type="checkbox"/> ORATIONS.PDF	Orations Studied Form

<input type="checkbox"/> PASSWORD.PDF	Password Keeper
<input type="checkbox"/> PETCARE1.PDF	Petcare Sheet #1
<input type="checkbox"/> PETCARE2.PDF	Petcare Sheet #2
<input type="checkbox"/> PIECHRT2.PDF	Pie Chart #2
<input type="checkbox"/> PIECHRT1.PDF	Pie Chart #1
<input type="checkbox"/> PLANODAY.PDF	Plan of the Day for your Family
<input type="checkbox"/> PLAYGROP.PDF	Play Groups and Social Events
<input type="checkbox"/> PRACT-1.PDF	Practice Record Chart #1
<input type="checkbox"/> PRACT-2.PDF	Practice Record Chart #2
<input type="checkbox"/> PROINSTC.PDF	Professional Instruction Sheet
<input type="checkbox"/> PROJECT1.PDF	Project Planning Chart
<input type="checkbox"/> QTR-GRADE.PDF	Quarterly Grading Sheet
<input type="checkbox"/> QTR-PROG.PDF	Quarterly Progress Sheet
<input type="checkbox"/> READING1.PDF	Reading Progress Chart
<input type="checkbox"/> READLST1.PDF	Reading List #1
<input type="checkbox"/> READLST2.PDF	Reading List #2
<input type="checkbox"/> REPORT-G.PDF	Report Card - Grade Card
<input type="checkbox"/> REPORT-H.PDF	Report Card - High School
<input type="checkbox"/> REPORT-K.PDF	Report Card - Kindergarten
<input type="checkbox"/> REPORTCL.PDF	Report Checklist
<input type="checkbox"/> SCILAB.PDF	Science Lab Sheet
<input type="checkbox"/> SCOPESEQ.PDF	Scope and Sequence Grades K - 12
<input type="checkbox"/> SCOUTREC.PDF	Scouting Record Form
<input type="checkbox"/> SIGNUPSH.PDF	Basic Sign Up Sheet
<input type="checkbox"/> SPELL-1.PDF	Spelling Forms - #1
<input type="checkbox"/> SPELL-2.PDF	Spelling Forms - #2
<input type="checkbox"/> SPORTEAM.PDF	Sports Team Contact and Information
<input type="checkbox"/> SUBTRACT.PDF	Subtraction Table

<input type="checkbox"/> SUPRTGRP.PDF	Support Group Information Form
<input type="checkbox"/> TIMELINE.PDF	Basic Timeline for your history studies
<input type="checkbox"/> TIMES1.PDF	Times Table for Multiplication #1
<input type="checkbox"/> TIMES2.PDF	Times Table for Multiplication #2
<input type="checkbox"/> US-2WEEK.PDF	Unit Study - 2 Week Planner
<input type="checkbox"/> US-PLAN1.PDF	Unit Study - Planner - Page 1
<input type="checkbox"/> US-PLAN2.PDF	Unit Study - Planner - Page 2
<input type="checkbox"/> US-RESRS.PDF	Unit Study - Resources
<input type="checkbox"/> US-SUMRY.PDF	Unit Study - Summary Page
<input type="checkbox"/> VENN1.PDF	Venn Diagram #1
<input type="checkbox"/> VENN2.PDF	Venn Diagram #2
<input type="checkbox"/> VENN3.PDF	Venn Diagram #3
<input type="checkbox"/> VOCABSHT.PDF	Vocabulary Sheet
<input type="checkbox"/> WEATH-J1.PDF	Weather Journal #1
<input type="checkbox"/> WEATH-J2.PDF	Weather Journal #2
<input type="checkbox"/> WEATH-P1.PDF	Weather Precipitation Chart #1
<input type="checkbox"/> WEATH-P2.PDF	Weather Precipitation Chart #2
<input type="checkbox"/> WEATH-T1.PDF	Weather Temperature Chart #1
<input type="checkbox"/> WEATH-T2.PDF	Weather Temperature Chart #2
<input type="checkbox"/> WEATH-W1.PDF	Weather Wind Speed Chart #1
<input type="checkbox"/> WEATH-W2.PDF	Weather Wind Speed Chart #2
<input type="checkbox"/> WEBSITES.PDF	Educational Websites Chart
<input type="checkbox"/> WEEKCK1.PDF	Weekly Checklist #1
<input type="checkbox"/> WEEKCK2.PDF	Weekly Checklist #2
<input type="checkbox"/> WEEKPLAN.PDF	Weekly Planner Form
<input type="checkbox"/> XTRACURR.PDF	Extra Curricular Activities
<input type="checkbox"/> YEARLYCH.PDF	Yearly Checklist Form

How to Use the Master Planner



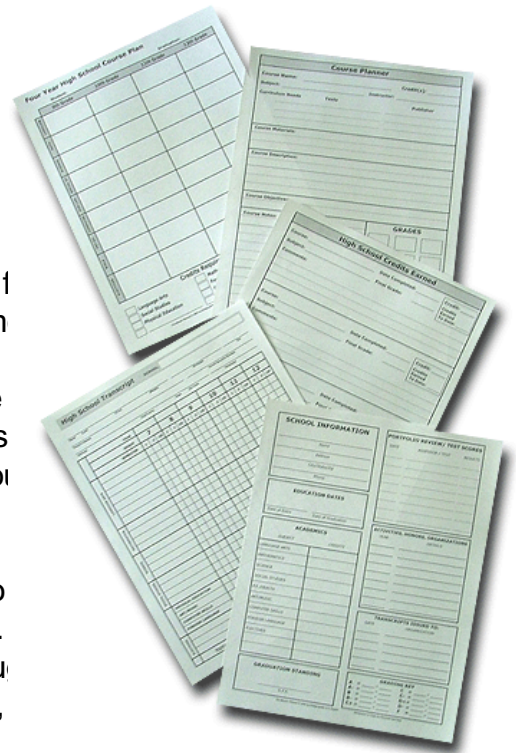
First of all... keep these things in mind. PLEASE do not use all of the 1 you'll be spending FAR too much time writing and planning and no tim

The forms were designed to give you a wide variety and choice in the a handful, maybe a dozen, that really appeal to you. Copy a few and us to understand how they work. Then consider making your book. If you delete pages as you deside how best to use them.

Most of your local copy shops will give you assistance in copying two though, that you get a package of a heavier weight paper to copy on. than the traditional 20 pound white bond and you'll get less see-through they will be a little tougher. I wouldn't recommend cardstock, however, thick!

We love to have our spiral bound. It lays flat, no matter how you open it and it's just kinda neat. However, it is more difficult to open and add more pages. Comb binding is easier, however you still need a fancy punch to do that. Binders work great if you like to change things a lot! Find the method that works best for you.

And in the end, if you ever have any questions, or a problem or need to chat, just drop me an email and I'll do my best to get back to you asap. I'm online several times a day and will do my best to get you an answer quickly. I'm sorry, but we do not take phonecalls, since we are a home education family and phone calls greatly interrupt our day.



The Forms and Some Suggestions

The Master Planner - Sheet Check List

- ☐ *Master Planner - Order Form 2
- ☐ 2002 Calendar
- ☐ 2003 Calendar
- ☐ 2004 Calendar
- ☐ 2005 Calendar
- ☐ 4 Year High School Course Plan
- ☐ Annual plans Sheet
- ☐ Attendance
- ☐ Awards, Shows & Accomplishments
- ☐ Babysitter Info Sheet Back
- ☐ Babysitter Info Sheet Front
- ☐ Birthday List
- ☐ Check up Health Sheet
- ☐ Chore Chart Sheet
- ☐ Chore Chart Sheet - 1 child
- ☐ Clothing Sizes
- ☐ Color Chart for Products
- ☐ Contact List Sheet
- ☐ Correspondence Sheet
- ☐ Curriculum Sheet
- ☐ Daily Check List
- ☐ Educational CD List Sheet
- ☐ Extra Curricular Activities
- ☐ Family Budget Sheet
- ☐ Family Goals Sheet
- ☐ Family Reference Resources
- ☐ Family Tree - Family Group
- ☐ Family Tree - Pedigree Chart
- ☐ Field Trip Sheet
- ☐ High School Course Planner
- ☐ High School Credits Earned List
- ☐ Holiday Card List
- ☐ Home Education Requirements
- ☐ Home Supply Information
- ☐ Hours of Instruction
- ☐ Household - Area To-Do List
- ☐ Household Needs/Errands
- ☐ HS Events Sheet
- ☐ Independent Study Form
- ☐ Lesson Plan Sheet 1 - Open Plan
- ☐ Lesson Plan Sheet 1- Subjects
- ☐ Lesson Plan Sheet 2 - Open Plan
- ☐ Lesson Plan Sheet 2 - Subjects
- ☐ Linear Year at glance Page 1
- ☐ Linear Year at glance Page 2
- ☐ Mail Order Sheet
- ☐ Menu Planner Sheet 1
- ☐ Menu Planner Sheet 2
- ☐ Monthly Expense Chart - Page 1
- ☐ Monthly Expense Chart- Page 2
- ☐ Monthly Progress Sheet
- ☐ Music Memorized Sheet
- ☐ Nature Journal Entry Page
- ☐ Online Auction Sheets
- ☐ Oration Sheet
- ☐ Periodicals & Subscriptions
- ☐ Play Groups & Social Times
- ☐ Professional Instruction Sheet
- ☐ Project Plan Sheet
- ☐ Quarterly Grade Sheet
- ☐ Quarterly Progress Sheet
- ☐ Reading List Sheet
- ☐ Reading List Sheet #2
- ☐ Report Card - Grade School
- ☐ Report Card - High School
- ☐ Report Card - Kindergarten
- ☐ Science Lab Study Sheet
- ☐ Scout Record
- ☐ Sign Up Sheet
- ☐ Spelling Test Form - 12 words
- ☐ Spelling Test Form - 25 words
- ☐ Sports Team Information
- ☐ Support Group Sheet
- ☐ Unit Study 2 week planner
- ☐ Unit Study Parent Planner
- ☐ Unit Study Resource Needs
- ☐ Unit Study Summary
- ☐ Unit Study Summary
- ☐ Vocabulary Worksheet
- ☐ Web Sites Sheet
- ☐ Weekly Check List

The Master Planner © 2002 by Kidspiration & E Child

Permission to Copy for Personal Use Only

2003

JANUARY 2003							FEBRUARY 2003						
SUN	MON	TUE	WED	THUR	FRI	SAT	SUN	MON	TUE	WED	THUR	FRI	SAT
			1	2	3	4							1
5	6	7	8	9	10	11	2	3	4	5	6	7	8
12	13	14	15	16	17	18	9	10	11	12	13	14	15
19	20	21	22	23	24	25	16	17	18	19	20	21	22
26	27	28	29	30	31		23	24	25	26	27	28	

MARCH 2003							APRIL 2003						
SUN	MON	TUE	WED	THUR	FRI	SAT	SUN	MON	TUE	WED	THUR	FRI	SAT
						1				1	2	3	4
2	3	4	5	6	7	8	6	7	8	9	10	11	12
9	10	11	12	13	14	15	13	14	15	16	17	18	19
16	17	18	19	20	21	22	20	21	22	23	24	25	26
23	24	25	26	27	28	29	27	28	29	30			

MAY 2003							JUNE 2003						
SUN	MON	TUE	WED	THUR	FRI	SAT	SUN	MON	TUE	WED	THUR	FRI	SAT
						1	1	2	3	4	5	6	7
4	5	6	7	8	9	10	8	9	10	11	12	13	14
11	12	13	14	15	16	17	15	16	17	18	19	20	21
18	19	20	21	22	23	24	22	23	24	25	26	27	28
25	26	27	28	29	30	31	29	30					

JULY 2003							AUGUST 2003						
SUN	MON	TUE	WED	THUR	FRI	SAT	SUN	MON	TUE	WED	THUR	FRI	SAT
						1							1
6	7	8	9	10	11	12	3	4	5	6	7	8	9
13	14	15	16	17	18	19	10	11	12	13	14	15	16
20	21	22	23	24	25	26	17	18	19	20	21	22	23
27	28	29	30	31			24	25	26	27	28	29	30

SEPTEMBER 2003							OCTOBER 2003						
SUN	MON	TUE	WED	THUR	FRI	SAT	SUN	MON	TUE	WED	THUR	FRI	SAT
						1							1
7	8	9	10	11	12	13	5	6	7	8	9	10	11
14	15	16	17	18	19	20	12	13	14	15	16	17	18
21	22	23	24	25	26	27	19	20	21	22	23	24	25
28	29	30					26	27	28	29	30	31	

NOVEMBER 2003							DECEMBER 2003						
SUN	MON	TUE	WED	THUR	FRI	SAT	SUN	MON	TUE	WED	THUR	FRI	SAT
						1							1
2	3	4	5	6	7	8	7	8	9	10	11	12	13
9	10	11	12	13	14	15	14	15	16	17	18	19	20
16	17	18	19	20	21	22	21	22	23	24	25	26	27
23	24	25	26	27	28	29	28	29	30	31			

The Master Planner © 2002 by Kidspiration & E Child

Permission to Copy for Personal Use Only

The Master Planner Check List

Print this form first. Then as you browse through this suggestion and help file, you can check off the forms that you want to include in your planner.

Calendars

There are several files included with each CD with complete years on them. You can use these to plan ahead and always know the date of someone's birthday or to plan a special field trip.

Four Year High School Course Plan

Student:	Graduation:			
	9th Grade	10th Grade	11th Grade	12th Grade
NAME	Sharon 9/10	Sharon 9/10	Advanced Algebra	Trig
SEL	Consolidating 9th Grade	Consolidating 9th Grade	Biology	Chemistry
DEO	Bob Jones 9th	Bob Jones 10th	Our World 10th	Volunteer 11th
WHL	Classical Study			
USN	Classical Study			
FAA	Art Classes w/ Mrs. Allison			
FAA	Sharon Volunteer Home Co.	Sewing Class Home Co.	Sharon Volunteer Young People Home	
FAA	Karate	Karate	Karate	
FAA	Our Bodies a Series	Nutrition and Gym	Health 101	
FAA	The Holy Land Study	Exp to read Apollonia Series		
FAA	Spanish for High School	4 year program		

Credits Required For Graduation

15	Language Arts	15	Mathematics	15	Science
15	Geography	10	World History	10	U.S. History
5	Fine Arts	5	Practical Arts	5	Physical Education
2	Health	5	Religion	5	Spanish

The Master Planner © 2002 by Kidspiration & E Child

Permission to Copy for Personal Use Only

4 Year High School Courses

This form is very helpful in planning out a high school students education plans. You can block in the types of classes that your student wishes to take, and tally the credit hours towards the requirements that you have determined for graduation. Of course, this may only be a worksheet that you use to try and balance out the 4 years, so that you don't suddenly have to take 7 credit hours of math in one semester.

Annual Plans & Evaluation

Student: Maggie School Year: 2002-2003

Language Arts	
Grammar & Usage	Bob Jones Books are great - we'll do again
Spelling/ Vocabulary	Work lots on words / sight words
Writing Skills	Write - write - write! also explore practical writing
Reading	We will continue hooked on Phonics - also read lots - starting readers + read-alouds
Mathematics	
Bob Jones curriculum seems to be good for Maggie - we'll keep it up	
History/ Social Studies/ Geography	
She loves to do the Top Secret books - we'll try for 6 detailed studies on 6 countries - also subscribe to Bob's World weekly readers	
Science	
Dad will help - lots of experiments + writing and topical reading	
The Arts	
Art classes @ Creative Hands School	
Health & Physical Education	
Karate, basketball + daily PE class	
Other	
Work on Bible Studies	

The Master Planner © 2002 by Kidspiration & E Child

Permission to Copy for Personal Use Only

Annual Plans & Evaluation

This form is great for planning out your year's strategy for curriculum and teaching. Broken into subjects, you can write down a few goals and ideas for each child, noting strengths and weaknesses, and plans to overcome obstacles or celebrate success. You can also use this for evaluation of children to be considered at each quarter or at the end of the year on goals accomplished for your teacher evaluation if you do so. It is handy to see the progress your children are making, especially on those tricky days that you think things aren't going well! This page can be reassuring that you are marching towards goals.

Attendance Student Jessy Year 02/03

	Sept	Oct	Nov	Dec	Jan	Feb	March	April	May	June	July	Aug
1	✓	W										
2	✓	W										
3	✓	W										
4	W	✓										
5	W	✓										
6	✓	✓										
7	✓	✓										
8	✓	W										
9	Sick	W										
10	Sick	✓										
11	W	✓										
12	W	✓										
13	✓	✓										
14	✓	✓										
15	✓											
16	✓											
17	✓											
18	W											

Awards, Shows and Special Accomplishments

Recognition Pet Show - Best Name
 Family Member Sir Rufford Edwin Baby III
 Date August 27, 2002
 Location Pennsburg Pet Show
 In affiliation with Parks and Rec

Details Ruff won! knight of the round table! He was in the local paper too!

Recognition _____
 Family Member _____

Photo, News Clipping or Memento

Attendance

If your state or country requires attendance records, then this form should be of assistance. Write in your starting month in the first shaded square on the top bar. Our sample starts with September. You can then write across the bar the various months. Some like to cross off the 31's at the bottom for those months without them. At the bottom you can tally up the days in attendance, month to date (MTD) and at the very bottom, you can also keep track of year to date. (YTD)

Awards, Shows & Accomplishments

This form has room for 3 different entries. Remember those special events for a family member with a brief journal entry. You can even place a little photo or memento in the spot on the right of the form.

Babysitter Info Sheet - Front-Back

This is one of the most important forms in this package.

It could save a family member precious time in the case of an emergency and perhaps even save a life. The information is self-explanatory, however may we suggest that you make a master copy with the information written in, and copy it a few times. Then when you do go out to dinner or some event, you can write in the details of that evening without having to write out the information that is current and the same.

Babysitter Information

Home Address: 425 Loyer Lane Home Phone: 874-8555
 Directions to Home: Turn left off White Road - curve to right
THY house on Right - Back + Blue siding
 EMERGENCY NUMBER: 955-1000 POLICE: 955-1234 FIRE: 955-1674
 POISON CONTROL: 555-7070 GAS CO: 555-7401 ELEC. CO: _____
 Family Doctor: Dr. Hasser Phone: 767-8074
 Family Hospital: Medical Valley of Ohio Phone: 766-5067
 Directions to Hospital: Clinton - Right on MCO Drive - Northville
 Close Relative: Sue Chetral Phone: 707-550-5670
 Neighbor: Jill Miller Phone: 299-2097

Where We Will Be: The Cracker Barrel Home By: 10 pm
 You can reach us by Phone: 707-1020 Cell Phone: 657-7800
 Pager: 707-8071 Instructions to Pager: Call - leave # then hit Star
 Our Car: Blue Mercury Wagon 3rd Plate #: 7L M-07H

Child Information

Child's Full Name: William Mack Chetral Ins. ID #: 707-662-7199
 Birthdate: 6/24/95 Weight: 70 lb Height: 5'1"
 Any Allergies: Cats + Water Buffalo
 Medical Conditions: Sauce, Hairloss
 Current Medications: H20Pasta Dosage: 2x Daily

Child's Full Name: _____ Ins. ID #: _____
 Birthdate: _____ Weight: _____ Height: _____
 Any Allergies: _____
 Medical Conditions: _____
 Current Medications: _____ Dosage: _____

Child's Full Name: _____ Ins. ID #: _____
 Birthdate: _____ Weight: _____ Height: _____
 Any Allergies: _____
 Medical Conditions: _____
 Current Medications: _____ Dosage: _____

Emergency Medical Release

Any licensed physician, dentist, hospital or emergency medical worker may give necessary emergency medical service to my child(ren) William
 at the request of the person bearing this consent form.
 Signed: Sharon Ellis Relationship: Mother Date: 7-30-02
 Health Ins. Co.: Mercury Life Group: 14707 ID #: 707-662-7199

Babysitter Information

Our House Rules Concerning:

TV / Movies: Only G-Rated - No TV after 9:30
 The Internet: only w/ adult present + watching
 Food: snack ok - no chocolate after 8
 Outside Play: Backyard - not front
 Company: Not tonight
 Bedtime Routine: brush teeth, story - Chap Bed 9:30
 Special Considerations: may have one ice cream sandwich

Our Discipline Philosophy:
No spanking - time out corners / Sad Spot

Requests for the Sitter:

Concerning Visitors: None please
 Using the Phone: only local
 Leaving the House: No
 Driving: No
 Smoking/Drinking: No

Security of our Home:

Alarm Info: None present
 Locks/Keys: Lock front please
 Answering the Door: only for known people or police
 Answering the Phone: let machine get it

House Information:

Heat / Cooling: 70° air conditioning
 Lights: as needed
 First Aid Supplies: supplies medicine cabinet
 Pets: let dog out 2x twice morning

Our Fire Escape Plan:
out available door - must + gather @ light pole
at street - front yard

Make sure that the sitter knows WHERE to find this information sheet. You could slip it into a protector sleeve and clip it to the frig. Or tape it to an inside door, someplace handy. The back side of the form is very helpful as well and I use both front and back together for my children and their caregiver. My mother in law loves the information and peace of mind it brings when watching our babies!

Combine with the Front Form and you'll have a great dual form that should eliminate any questions from your caregiver. This form will help your caregiver to know your rules and ideas that you use to parent. Consistency is very important with children, especially young ones, and it will give you peace of mind knowing that the babysitter can peek at instructions and little Caleb will get his special stuffed animal kissed before bedtime. No more coming home to a chaotic house because the sitter couldn't get a child to sleep after watching off limits scary movies, or to a mess because Fido was never let out to do his duty. You may think that the sitter will remember EVERY thing you tell them in the minutes before you leave, but this form will give them a little 'cheat sheet' just in case. And it empowers your caregiver with the rules... so your little darlings don't even consider eating ice cream in the family room while they watch MTV's Real Life after 10:30! (gg)

Birthday List

Birthdate	The Birthday Person!
June 29	Jessica Chekal
May 20	Marie Jones
Oct. 2	Frank Smith (he's 40 next year!)
Jan. 17	Angela Marietta

The Birthday List

This is just a simple list for you to write down all the neighbor kid's birthdays and even friends and those you learn along the way and want to remember next year... a day or two before!

Family Check-Up & Yearly Health Record

Family Member: <u>Sherri Lynn</u>		D.O.B. <u>11-25-63</u>	
Health Card or S.S.# Info: <u>123-74-1235</u>		/ Res. Phone: <u>770-72-7104</u>	
Yearly Physical	Dental Exam	Eye Exam	Hearing Exam
<u>May 2003</u>	<u>June 2003</u>		
Immunizations: <input checked="" type="checkbox"/> Up to Date <input type="checkbox"/> Need updating <input checked="" type="checkbox"/> Tetanus Up to Date Given: <u>May 17, 1999</u>			
Recent Major Illness or Injury: <u>Thyroid Problems</u>			
Chronic Conditions: <u>Habitual</u>			
Recent Surgery or Medical Procedures: <u>Removal of Sense of Hearing 7-15-03</u>			
Recent Minor Illness or Injury: <u>None</u>			
Health Notes: <u>needs to shed a few pounds - started walking</u>			

Family Member:	D.O.B.
Health Card or S.S.# Info:	

Check Up Sheet - Family Health

This form is great for keeping track of your family's health. It lists physicals, dental exams, eye and hearing as well as immunizations, operations, illness and health notes. Two blocks per form. Don't forget your pets too!

Daily Chores

Feed Dingo	□□□□□□
Water Plants on Porch	□□□□□□
Make Bed	□□□□□□
	□□□□□□

Monday

Help clean yard

Tuesday

Downstairs Bathroom

Wednesday

Brush Dingo and Gypsy

Thursday

Vacuum Living Room + Family Room

Friday

Dishes

Saturday

Clean Room

Sunday

make lunch for family

Weekly Allowance \$ 5.00

Extra Credit tttt

Demerits 11 (but sister?)

Special Chores

Clean car - \$1.00

Clothing Sizes & Measurements

Family Member: <u>Joey</u>		Date Measured: <u>7-2-02</u>	
Shirt Size: <u>Medium</u>	Neck: <u>11"</u>		Height: <u>4'3"</u>
Pant Size: <u>12</u>	Chest: <u>27"</u>		Weight: <u>95#</u>
Dress Size: <u>—</u>	Waist: <u>28"</u>		
Shoe Size: <u>7 almost 8</u>	Hips: <u>29"</u>		
Sock Size: <u>Youth sm.</u>	Waist to Foot: <u>32"</u>		
Favorite Color: <u>purple</u>	Inseam: <u>26"</u>		
Clothing Tastes: <u>Loves Sports T's - Hates corduroy.</u>			

Family Member:

Date Measured:

Clothing Sizes

This is a form to keep handy and to fill in with pencil, if your children grow like my children! It was easier for me when my girls fit into toddler and little girls clothes, but now, my goodness... it's always changing. And I can never remember my husband's neck size for dress shirts. (And of course, we're always in a panic looking because of an ironing accident or some special occasion is looming up and we forgot!) You can even make a copy and keep it tucked in your purse for handy reference at garage sales!

Chore Charts - 1 or 2 kids

You can use the 1 child sheet for each of your children if you have more than 2. Use the "Chore Chart" if you have 2 and wish to list their responsibilities together. The check boxes on the Daily Chores box are for each day of the week. You can put stickers on the weekly chores when finished or cross off the chore too! At the bottom is room for allowance, extra credit and special chores... as well as an area for demerits. I know my children do not like to see those little marks of demerit and they are very powerful. You can decide if a mark means allowance loss or time out or even... (gasp) EXTRA special chores!

Color Chart

Product Accent Highlighters - Thick

Color	Color Description	ID Number
	"Sun Yellow"	✓ 4336
	"Grass Green"	✓ 4337
	"Passion Pink"	✓ 4301
	"Caution Orange"	✓ 2704
	"Sky Blue"	✓ 2709

Color Chart for Products

If you are like me, you have products that you use for crafts or art that have these weird numbers and color combinations. And when you run out of Rumbago Blue #439, you can remember the color and the look by making up a little color chart! Your kids will have a great time organizing color pencils or crayons, etc., and you can keep track of markers, thread, fabrics and paint!

Correspondence Record

School Year: 2004-2005

Date	Recipient	Description	Result
2/14	Grandma Smith	Valentine's letter	Rec'd
2/25	President Wilson	letter of praise	got reply
3/17	Father Burns	birth list	-
4/3	Great Smoky Camp	Request for brochure	Rec'd

Correspondence

This can be handy when you are writing for information about a product, or if your kids are writing to senators or for information about states. You can keep a record of whom, when and weather or not you recieved a response!

Daily Check List

Check Main Box when Subject is Complete

Student: John Date: 8-10-02

- ☒ Language Arts chapter 6 - pgs 100-120 Problems 1-10
- ☐ Mathematics worksheet + 1pg. Hooked on Fractions
- ☒ Science Finish water temp project
- ☐ Geography _____
- ☐ World History Read War and Piece - History of Piece Manufacturing
- ☐ U.S. History Rewrite Constitution your way
- ☐ Fine Arts _____
- ☐ Practical Arts Bake a cake for dinner
- ☐ Physical Education Karate class 4pm
- ☐ Health _____
- ☐ Religion Read John 3:16
- ☐ _____
- ☐ _____

Home Education Contacts

Local Support Group Members, Friends & Neighbors

Name	Address	Phone	Email Address
Betsy Smith	123 Maple Northland OH 43711	419 800-8702	BetsyS@aol.com
Susan Black	27 DogStar Lane #27 Dartland MI 48331	734- 971-8877	_____

Contact List Sheet

Keep track of home education contacts... mentors, support groups, great companies and friends to call in time of need! There is lots of space, even if you need to write in two lines of information.

Curriculum List for: Jessica

School Year: 2002-2003

Title Of Resource	Acquired	Finished
Learning English with Dogs	✓	
Math for Exceptionally Bright Kids	✓	
Spelling Master by Kate Smith	✓	
Fine Art Study course	✓	8/02
1001 Science products that blow up		

Curriculum Sheet

You can keep track of workbooks and other packaged curriculum on this page. It can be handier than searching through your children's school stack to see what books are near finishing or which new on to order. It will also help you when you are planning the new year. Use the Acquired column for materials that you have purchased or got on loan. Use the Finished column for those materials completed. You could use a check mark or a date.

Daily Check List

If you like to give your child a daily check list of materials to be covered, then this might suit you well. The check boxes can be checked when the child is done, or to designate what needs to be done first, or you can color code the boxes as to first, second and third on the list! It's a nice simple form that you can use daily, just print and add what you'd like accomplished.

Educational Computer CDs

List by subject or grade level to keep track of your resources available

Title	Subject	Age Level
Jump Start 1st grade	all	7-9
Jump Start 2nd grade	all	7-9
Whales and Dolphins	Science	9-10
Which Way, USA?	Geog.	all
Geo Bee Helper	Geog.	all
Kids Typing	Typing	9-14

Educational CD List

Don't buy the same Jump Start Disk over again... this list will help you keep track of the ever expanding computer CD's in your house. If you are like my family, we have a lot! What's nice is that when I have this list, I can see that we have a nice Dolphins CD, and that might work nicely in today's study of oceans. I might have forgotten that we had the CD without the list.

Extra Curricular Activities

In our house, even the dogs have extra curricular activities! Keep track of who, what and where your family members need to be, what they are doing and so much more. Two forms to a page. It will help those planning headaches to try and get 3 kids to various events in one day!

Extra Curricular Activities

Family Member: <u>Shemi</u>		
Sponsored by: <u>Bluegrass Roundup</u>	Fee? <u>\$7.00</u>	
Date: <u>Tuesday</u>	Time: <u>7pm.</u>	Hours Involved: <u>1 wk</u>
Location: <u>VFW Hall Rossford</u>		
Details: <u>Picking and ginning to help make a wish Foundation</u>		

Family Member:
Scheduled Date:
Fee?

Family Budget Planner

Month Of:

INCOME	Planned	Actual	Difference
Wages (takehome) - partner 1	780	780	-
Wages (takehome) - partner 2	300	270	-30
Interest and dividends	-	-	-
Miscellaneous	75	150	+75
TOTAL INCOME	1075	1120	+45
EXPENSE			
Auto expense	25	0	
Auto insurance	25	25	
Auto payment	100	100	
Beauty shop and barber	2	-	
Cable TV	15	14	
Charity	20	-	
Child care	-	-	
Clothing	25	-	
Credit card payments	175	175	
Dues and subscriptions	2	-	
Education	30	-	
Electricity	35	32	
Entertainment and recreation	30	10	
Gas company	10	10	
Gifts	5	-	
Groceries and outside meals	500	215	
Health insurance	-	-	
Home repairs	-	-	
Household	15	15	
Income tax (additional)	-	-	
Laundry and drycleaning	-	-	
Life insurance	-	-	
Medical and dental	22	17	
Miscellaneous	-	-	
Mortgage payment	450	450	
Other debt payments	-	-	
Rent	-	-	
Telephone bill	70	65	
Tuition	-	-	
Vacations	10	-	
Water	10	15	
TOTAL EXPENSES	1376	1208	
CASH (SHORT) EXTRA	301	-88	

Family Budget Sheet

You can work on establishing a good working budget with this form. The extra lines at the bottom are for anything out of the ordinary that I didn't think of. However, I think I got just about everything most people spend money on, in a regular manner.

Family Group Sheet

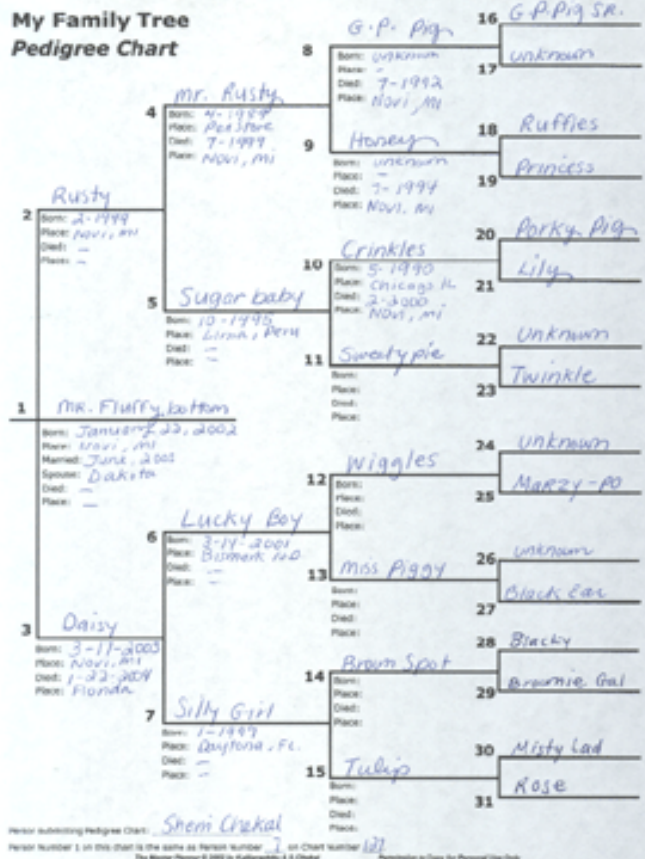
HUSBAND Theodore Allen **WIFE** Matilda Smith
 Born January 21, 1917 Born February 13, 1919
 Place Boston, MA Place Bankton, Nova Scotia
 Married April 3, 1939 Canada
 Place Boston, MA, St. Luke's
 Died June 29, 1979 Died May 16, 1991
 Place San Diego, CA Place Perrysburg, OH
 Husband's Father Martin James Allen Wife's Father Jenny ? Smith
 Husband's Mother Sarah Marie Cummis Husband's Mother Liza Jane Brown
 Husband's Other Wives --- Wife's Other Husbands Frank Cutler

CHILDREN	WHEN BORN	WHERE BORN	IN MARRIAGE	WHEN DEED
Last Name, First, Middle, Nickname	Day/Month/Year	Town/Country/State	Date / To Whom	Day/Month/Year
Allen - Patrick Edwin	6/2/45	Boston MA	---	7/4/45
Allen - Marie Mary	12/1/49	San Diego CA	3-17-68 Frank Brown	---

Source of Information

The Master Form © 2002 by Kalligraphic & Co. Ltd. Permission to Copy for Personal Use Only

My Family Tree Pedigree Chart



Person authorizing Pedigree Chart: Sheri Chakal

Person Number 1, on this chart is the same as Person Number 1, on Chart Number 127. The Master Form © 2002 by Kalligraphic & Co. Ltd. Permission to Copy for Personal Use Only

Genealogy - Family Group

You might be doing a unit study on genealogy, or you just might be interested in getting your family history down for your children and their children. This is standard form used by genealogists all over. It details one family groups information. It can be used with the next form, the actual Pedigree chart. And you know, it doesn't have to be just humans that you record... for example, you can use pets or other animals.

Genealogy - Pedigree Chart

You might be doing a unit study on genealogy, or you just might be interested in getting your family history down for your children and their children. This is standard form used by genealogists all over. It shows a line of individuals that all cumulate in the #1 individual. You can use it for dogs or people or anything that has parents and offspring.

Field Trips and Educational Events

Trip or Event:	<u>Calders Dairy Farm</u>		
Sponsored by:	<u>CHES</u>	Fee?	<u>2.50 a person</u>
Date:	<u>OCT-20-02</u>	Time:	<u>2:00pm-4:00pm</u>
Location:	<u>17001 E. Frizzler Lane, Baraboo, WI</u>		
Details of trip/event:	<u>Farm tour- milked a cow- + Factory tour</u> <u>Saw how to make milk + ice cream.</u> <u>Lots of animals to pet- great ice cream</u>		
Follow Up Study:	<u>Look up cows stomach- 2?? wow!</u>		

Field Trip Journal

Use this sheet to keep track of those field trips and other education events that you take on. This brief journal will be great at the end of the year and you wish to document the accomplishments for a teacher evaluation, or just for your own peace of mind. The follow up study area is great for those questions that come up on the ride home!

Our Family Reference Library

List by subject or grade level to keep track of your resources available

Title	Subject	Age Level
<u>Giant Book of Worms.</u>	<u>Biology</u>	<u>High Sch</u>
<u>1001 Essays on Snow Forts</u>	<u>PE</u>	<u>all</u>
<u>The Bible - King James</u>	<u>Religion</u>	<u>all</u>
<u>The Big Book of Math</u>	<u>Math</u>	<u>7-8</u>

Family Reference Library

If you don't know you have it, you can't use it. We have so many good reference sources, that I forget which ones we have sometimes and then we rush off to the library and of course, spend a few hours there! well, that's not so bad, it's just that I wish I had known that the Giant Book of Worms of the World was sitting there waiting for us at home! It's also great for planning unit studies, your references will be right there waiting for you.

Course Planner	
Course Name: <u>The Biology of Dogs</u>	Credit(s): <u>2</u>
Subject: <u>Science/Biology</u>	Instructor: <u>Mom</u>
Curriculum Needs	Publisher
<u>AKC Guide to Dogs</u>	<u>AKC</u>
<u>Biology of Dogs</u>	<u>AT Smith, Pub</u>
Course Materials:	
<u>2 Dogs for study/ok - Books - Journal</u>	
Course Description: <u>To learn all about the behaviors, life and biology of dogs - from breeding to temperment.</u>	
Course Objectives: <u>Complete understanding of canine biology</u>	
Course Notes:	GRADES
<u>- Dog Study - Six Weeks</u>	<u>1st A</u> <u>2nd A+</u> <u>3rd B+</u>
<u>Dissection - Fetal Pig</u>	<u>Quiz A-</u> <u>Quiz B+</u>
<u>2 week return @ Anthony Wayne Animal Hospital</u>	
<u>Humane Society, TOLU</u>	
	Mid Term <u>A-</u>
	Final Grade <u>A-</u>

High School Course Planner

Create and plan your own high school courses with your student or as the parent educator. Lots of information room for course needs, description, notes, objectives and even grades. Great if you have more than one child, as you can always offer the same class to a younger child, later on! You can also use this form to detail packaged curriculum choices and even those offered by local colleges and other educational institutions.

High School Credits Earned		
Course: <u>Biology of Dogs</u>	Date Completed: <u>7-02-02</u>	Credit: <u>2</u>
Subject: <u>Biology</u>	Final Grade: <u>A-</u>	Credits Earned To Date: <u>15</u>
Comments: <u>Great class - Enjoyed all aspects</u>		
Course: _____ Date Completed: _____ Credit: _____		

High School Credits Earned

Keep track of the courses and credits that your high school student earns during their educational career.

Home Education Requirements

In the state of Ohio, Home Education is permitted by law according to the statute/code A-10733-XMT.

The following requirements are:

900 Hours of Instruction
 or 180 Days of Instruction
NO Proficiency Testing
NO Yearly Teacher Evaluation
YES Yearly Notification
YES Parent Education/Degree
12th Parent Educated

The following records are required by law/code:

Attendance, Lesson Plans

Yearly Assessment			
Student	Date	Teacher	Details
<u>Maggie</u>	<u>5-02</u>	<u>Mr. Scarlett</u>	<u>Very good - watch male</u>
<u>Jessy</u>	<u>5-02</u>	<u>Mr. Scarlett</u>	<u>Read more</u>

Our Assessment Teacher:

Robert Scarlett Jones Phone: 419-410-6701

Standardized Test Records			
Student	Date	Type of Test	Scores
<u>Jessy</u>	<u>7-03</u>	<u>SAT-PRCT</u>	<u>40% - A/B Class</u>

Yearly Testing Contact:

Brian Brunsley Phone: 989-330-4017

Holiday Cards

Holiday	Recipient	Year
<u>X-Mas</u>	<u>The Whites</u>	<u>02</u>
<u>"</u>	<u>Judy and Marie Root</u>	<u>02</u>
<u>"</u>	<u>The Vanderlens</u>	<u>01/02</u>
<u>"</u>	<u>Grandma Sue + Uncle Todd</u>	<u>02</u>
<u>Valentines</u>	<u>My Hubby</u>	<u>03</u>
	<u>Jessy + Maggie</u>	<u>03</u>

Holiday Card List

This form will help you keep track of the holiday cards that you and your family sends out.

Home Educational Requirements

This form will help to remind you of your state's requirements for home education. If ever there is a question or a change to the law/code, you can be aware of the changes from past to future. Also handy is the area for yearly assessment records and standardized test records. You may do only one or the other, however, you can store all this information at your fingertips and ready. Keeping the evaluation teachers or test contacts handy will help the next year as well.

Home Supply Information

Product	EPSON COLOR PRINTER		
Model # or ID#	STYLUS C60		
Purchased From	BEST BUY		
Address	AIRPORT HWY, TOLEDO		
City	TOLEDO	Date	01/11/02
Phone	419-870-1224	Fax	
Website	BestBuy.com		
Details	Uses 7-127 color ink cartridge \$29.95		
Product			
Model # or ID#			

Hours of Instruction

Month 7 Year 02

	LA	HIS	SCI	Home Ec	Art	Music	Physical	Health	Foreign	Other	Grand Total
1	1		4			1					6
2	2	4		1							7
3	1		2								3
4	2	3									5
5			1	3							4
6				4							4
7	weekend										0
8	weekend										0
9		3		1							4
10			1	3							4
11		1		2							4
12		5	2								7
13			2								2
14	1	4									5
15			3								3
16	weekend										0
17											
18											
19											
20											
21											
22											
23											
24											
25											
26											
27											
28											
29											
30											
31											
MTD	7	12	10.5	10	4	1					45
YTD	120	120	90	95	114	150					689

Home Supply Information

Don't you hate standing at the store and trying to remember exactly what model of printer you have and what the little cartridge numbers are? Or how about vacuum bags or those little filters for your furnace? This 3 up form will help you simplify the re-ordering process for these much loved mechanical beasts.

Hours of Instruction

Some states require a certain number of hours in each category/subject. High School is a good area where hours of instruction can go into creating detailed course transcripts. You write the subject in on the top shaded line and the numbers down the side represent the days of the month. At the bottom, there is a MTD for Month to Date and a YTD for Year to Date. You can also total the number of hours of instruction in each day on the right hand side of the form.

Household To-Do Chart

Area Bathroom <input type="checkbox"/> Clean Sink <input type="checkbox"/> Clean Toilet <input type="checkbox"/> Scrub Floor <input type="checkbox"/> Fresh Towels <input type="checkbox"/>	Area Kitchen <input type="checkbox"/> Scrub Sink <input type="checkbox"/> Scrub Floor <input type="checkbox"/> Wipe Cabinets off <input type="checkbox"/> Clean out Fridge <input type="checkbox"/>
Area Den <input type="checkbox"/> Pick up clutter <input type="checkbox"/> Vacuum <input type="checkbox"/> <input type="checkbox"/>	Area <input type="checkbox"/> <input type="checkbox"/> <input type="checkbox"/> <input type="checkbox"/>
Area <input type="checkbox"/> <input type="checkbox"/> <input type="checkbox"/> <input type="checkbox"/>	Area <input type="checkbox"/> <input type="checkbox"/> <input type="checkbox"/> <input type="checkbox"/>
Special Projects Pick up deck of pool toys etc Clean BBQ Grill	

Household Needs

Please list items needed from the store of choice.

Store Hardware Store <input type="checkbox"/> 7/8" wood screws <input type="checkbox"/> Spring 12" long <input type="checkbox"/> 40w Light bulbs <input type="checkbox"/> <input type="checkbox"/>	Store Grocery <input type="checkbox"/> Lettuce <input type="checkbox"/> Milk <input type="checkbox"/> 2 Boxes Brownie Mix <input type="checkbox"/> <input type="checkbox"/>
Store <input type="checkbox"/> <input type="checkbox"/> <input type="checkbox"/> <input type="checkbox"/>	Store <input type="checkbox"/> <input type="checkbox"/> <input type="checkbox"/> <input type="checkbox"/>
Store <input type="checkbox"/> <input type="checkbox"/> <input type="checkbox"/> <input type="checkbox"/>	Store <input type="checkbox"/> <input type="checkbox"/> <input type="checkbox"/> <input type="checkbox"/>
Special Requests 	

Household - To-Do List

Don't you hate trying to remember what Honey-Do thing you need to do when you have a little time off? Use this chart to detail little problems that need solving. A check box can tell others that the item is finished. By dividing the list into areas, it will seem less daunting.

Household Needs/Errands

By listing the various specialty stores that you visit, you can list those odd items that you always forget! Family members can list items that they find have run out or are needed. Make your time doing errands very efficient.

[illegible]

Lesson Plan - Open Design

This form is the backbone of your planner. And it is the most free form sheet available. You can customize this form as much as you like for your unique situation. We do have a few suggestions.

The very top left hand white box is great for listing the week #.

There is a space next to the days of the week where you can list the date. I like to use the very next shaded box to designate days of instruction. You could use it for tasks completed. You can write subjects along the left hand side if you wish, or designate different children. You can plan the day, or keep track of what is actually accomplished. In the column, you can use the first thin column as a check list, or to color code by subject, or by child. The larger listing box can be the task at hand. The last thin column can be time at the task, color coded for a child or subject, or page numbers. It is very open ended for you to use as you like.

Lesson Plan - Subjects

This form is the backbone of your planner. The very top left hand white box is great for listing the week #. There is a space next to the days of the week where you can list the date. I like to use the very next shaded box to designate days of instruction. You could use it for tasks completed. You can plan the day, or keep track of what is actually accomplished. In the column, you can use the first thin column as a check list, or to color code by subject, or by child. The larger listing box can be the task at hand. The last thin column can be time at the task, color coded for a child or subject, or page numbers. It is very open ended for you to use as you like.

Lesson Plan - No Lines with Subjects

This is very much like the Lesson Plan with subjects form, however at many people's request, we removed the faint lines in each box. This way you can do whatever you please within each box. Some people found the lines too large or too small for their own handwriting. We hope that this helps solve that problem. There is also a No Lines, No Subject form too! The very top left hand white box is great for listing the week #. There is a space next to the days of the week where you can list the date. I like to use the very next shaded box to designate days of instruction. You could use it for tasks completed. You can plan the day, or keep track of what is actually accomplished. It is very open ended for you to use as you like.

There are several variations on these themes for you to pick the best planner for your needs! Be sure to look through them all on the CD.

	January	February	March	April	May	June
1						
2		BUGS				
3					Vets. cruise up	
4	Field trip					
5						
6						
7						
8	Test-Eng			Asian Birthday		
9						
10		Meeting				
11	75 B day					
12					Vacation to camp	
13	DR. 2:30		Tripto Japan			
14						
15	Karate Unit Study					
16						
17						
18						
19						
20						
21						
22						
23						
24	Dr. 2:30					
25						
26						
27	Field Trip					
28						
29						
30						
31						

Linear Year at a Glance

Use this to see a whole year at a glance, and to plot and plan various events, family events, holidays and school plans. You can start your school year whenever you start! Write the months across the top of each sheet. We like to start our school year in June. If you start in August, great. Some like to cross off the months that don't include the 31st so that they don't accidentally plan an event for November 31st! (Of course, an extra day just might help you out!) There are two files, Linear Year 1 and 2.

Independent Study Form

You may do unit studies as your main educational style. This form is designed primarily for the student to fill out and explore a topic. You can use it for detailed study on topics of interest as well. It is a good all purpose study form.

Independent Study Form	
Student: <u>Jessica</u>	Date: <u>June 2003</u>
Topic to Study: <u>Karate - History of:</u>	
Research Plans: <u>Read, Interview teacher, Internet</u>	
Reading List: <u>Karate- Open Hand, open heart by Suin</u> <u>History of Karate by Wy Ji Sun 1976</u> <u>China-The Ancient Arts - P&P Jim McCauley</u>	
Project Plans: <u>write term paper on Karate History</u>	
Field Trips: <u>American Martial Arts Academy</u>	
Other Resources: <u>www.karatehistory.com</u>	
Conclusion: <u>Term Paper At</u> <u>25 minute interview w/ Mr. Pennic</u> <u>4 books read</u> <u>27 sites visited</u>	

Mail Order Tracking List

Materials Ordered and Received, Auctions & Trades Recorded

Ordered	Company	Contact	Materials Ordered	Arrived
7/2	Timberdoodle	Mari	Marble Math	7/14
	"	"	1001 Experiments	7/14
7/11	Ebay- Jane Smith	710017074	Bike chain	7/16

Mail Order Record Sheet

If you like to order by mail, then this form will help you to keep track of your purchases and to know when they are late or have not arrived.

Monthly Family Menu

Planning your meals will make your days go smoothly!

Day	Breakfast	Lunch	Dinner	Snacks
1	pancakes bacon	chicken salad	Roast Beef Bean Casserole	apples
2	cereal toast	grilled cheese soup	Pizza out Yum!	cookies -
3	cereal toast	Salami Sandwich Chips	Chicken Casserole Rice + Veggies	peaches
4				
5				

Menu Planner

Do you hate to stand in the kitchen and wonder what to make for dinner? Or lunch or breakfast and then again the next day? You can plan your meals with this form, or may I suggest an easy way? Place the form in your kitchen and write down what you make for each meal for a month. When you are done, poof! You have a month of meals planned. Just start over again.

Monthly Expense Chart

Help create a budget by keeping track of your daily expenses. You can list the purchases of the day on this form and then use it at the end of the month to help establish a budget. It will also shock you to see all the little nickel and dime purchases that you make and might be spending a little bit foolishly.

Monthly Expense Chart

List every expense you incur during the month to help you budget for the next.

Day	
1	Great Scott Grocery 127.90 McDonalds 7.50 Gas 27.00
2	Pet Store \$17.00
3	Pizza \$22.45 Office Max 127.92 (got new printer)
4	
5	
6	
7	

Monthly Progress Reports

The Month of	School Year
April	2003
Jessy is doing great w/ her study of Karate. Math skills are up - needs to watch spelling. 2 Field trips - Pony and Humane Society. Memorized Ode to Joy + Psalm 12-14. Will try new books in Fracton - Read Anne of Green Gables + War + Peace - 2x	

The Month of	School Year

Monthly Progress Report

This form is printed two up on a sheet. You can add your own month in question and the school year and proceed with the review. You can use it for a whole family or for an individual child. We like progress reports to see how our children are improving and to highlight areas that still need some effort.

Music Memorized

When your children are working on musical lessons and have mastered pieces, why not document them here?

Music Memorized

School Year: 2002-2003

Student: Jessy

Date	Piece Memorized	Composer
7/12	Yellow Submarine	Paul McCartney
7/14	Dueling Banjos	Wiseman
7/20	The Entertainer	Joplin

Date: July 12, 2002 Time: 2:00pm

Place: Backyard

Weather: cloudy - might rain

Journal Details: This bird was so clever - he got lots of seeds at the feeder.

Nature Journal Entry Page

Making a nature journal is a great way for your kids to learn about the nature around us and to learn observation skills and detailing information about an animal, plant or environment. Copy these forms on a nice heavy weight paper and bind into a book for a quick and easy nature journal.

Online Auction Sheets

Item Name	<u>World of Carp - book</u>	Item Number	<u>700177-140</u>
Graphic File	<u>WC-1.gif</u>	Final Bid	<u>27.50</u>
Shipping	<u>3.00</u>	Total	<u>30.50</u>
Email Address of Winner	<u>poofkitty@aol.com</u>	Won Multiple Auctions?	<u>Yes</u>
Name of Winner	<u>Jerry Walters</u>	World of Bugs	<u>27.95</u>
Address	<u>12705 W. 15th Ave St. Paul, MN 70710</u>		
Contacted	<input checked="" type="checkbox"/>	Paid/How	<u>pay pal</u>
Shipped Date	<u>7-1-02</u>	Feedback ?	<input checked="" type="checkbox"/>

Item Name	Item Number
Graphic File	Final Bid
Shipping	Total

Online Auction Sheets

If you haven't discovered online auctions, you're missing out on a great home education resource as well as a great way to have a garage sale, without sitting in your garage for 3 days! This little form will help you when selling your own items.

Our Oration and Memorization Study

School Year: 2002-2003

Date	Student	Piece Memorized	Author
6/14	Jessy	Constitution Pre-Ambles	various
6/27	Jessy	John 3:16	God's word
6/28	Maggie	High Betsy Spider / Song + Finger play	?
7/4	Maggie	Pledge of Allegiance	various -

Oration and Memorization Study

Oration and memorization is a wonderful way to empower children. It is impressive to others and a marvelous tool that is often overlooked by traditional education. You can keep track of famous speeches, bible verses, American documents and poetry. Even songs and finger play for the little ones.

Periodicals and Subscriptions

Source	<u>Homeschooling Today</u>	Cost	<u>21.99 a year</u>
<input type="checkbox"/> Daily, <input type="checkbox"/> Weekly, <input type="checkbox"/> Bi-weekly, <input type="checkbox"/> Monthly, <input checked="" type="checkbox"/> Bi-Monthly, <input type="checkbox"/> Quarterly, <input type="checkbox"/> Semi-Annually, <input type="checkbox"/> Annually			
Began:	<u>6-02</u>	Renewed:	<u>5-03</u>
Contact Information:	<u>Mary Smith, Editor</u>		
Phone:	<u>800-456-1234</u>	Website:	<u>www.homeschooltoday.com</u>
Fax:	<u>?</u>	Email Address:	<u>ms@HStoday.com</u>

Source	Cost
<input type="checkbox"/> Daily, <input type="checkbox"/> Weekly, <input type="checkbox"/> Bi-weekly, <input type="checkbox"/> Monthly, <input type="checkbox"/> Bi-Monthly, <input type="checkbox"/> Quarterly, <input type="checkbox"/> Semi-Annually, <input type="checkbox"/> Annually	

Periodicals and Subscriptions

Keep track of the ordering information of the various periodicals and magazine and newspaper subscriptions that you have. You can also list internet service, cable tv and any other monthly resource that you use in your education pursuit.

Play Groups & Social Times

Family Member:	Maggie	
Sponsored by:	CHES + The Youth Mill	Fee? \$1.00
Date:	Second Tuesday	Time: 2-4 pm
Location:	The Mill - Toledo	
Details:	"Fun for Five Year olds" - a drama club. Lots of fun - 6 weeks - dinner play for families on July 27, 7pm.	

Family Member:	
Sponsored by:	

Project Plan Sheet

Student: Francis Date: November 30, 2003

Title	Egg Drop
Purpose	To make a delivery system for an egg to fall 30 feet.
Plan:	To safely cushion an egg in a cardboard craft.
Materials:	cardboard, packing materials - peanuts, egg, tape
Procedure:	prepare craft - show take up to 2nd story and drop.
Details:	my egg survived! But my craft was really banged up. I think it needs a little more air deflector on the side.

Project Plan Sheet

If you live with mad scientists, or budding mechanical engineers, then they will love this sheet to help them plot and plan their next project. Room to diagram, information to collect and document. Even room to write out just what happened!

Quarterly Grading Sheet

This form can work for one student for four quarters or you can use it for up to four children for one quarter. The numbers in the shaded box along the top represent the weeks. In the middle, the M represents a Mid Term grade, test or quiz. The F stands for Final, BW is for Bookwork and EC for Extra Credit. If you need additional slots, there are a few extras as well. You may not have a score for every week. You can always cross off those as you go. The Grading Scale at the bottom allows you to use your own sliding scale if you wish, or a more traditional scale as well.

Play Groups and Social Times

When your little ones have a play group time and you want to make sure you have all the information and contacts for it, then this form will be helpful. You can also use it for social occasions that come up on a regular basis, too.

Professional Instruction

Class/Study:	Piano lessons
Student(s):	Jessy and Angela
Instructor:	MRS Villias
Contact:	871-0744
Location:	Her House 2714 W. Hill St.
Dates & Times:	Mondays 2:30 - 3:30
Description:	Beginning Piano + music lessons
*Bring Keyboard + Beginning book #1	

Class/Study:	
Student(s):	

Professional Instruction

When your child takes piano lessons, or art instruction, this is a great form to document it. Something that you start in the beginning of the year, might not last the whole year and this form will be a nice reminder come evaluation time so that you can mention this outside instruction. It can also be helpful when considering high school transcripts. It is 2 up on a page.

Quarterly Grading Sheet

Student: Sarah Brown School Year: 2002-2003

Subject	1	2	3	4	5	6	7	8	9	10	11	12	F	BW	EC	Grade
L.A.	A	A	A	B	A	A	A	B					B	A	A	A-
Science	B	B	C	B	A	A	C						A	B		A+
Math	100	100	100	100	100	100	100	100	100	100	100	100	100	100	100	A
Spelling	100	100	100	100	100	100	100	100	100	100	100	100	100	100	100	A
History	A	B	A	A	C											B+

Subject	1	2	3	4	5	6	7	8	9	10	11	12	F	BW	EC	Grade

Subject	1	2	3	4	5	6	7	8	9	10	11	12	F	BW	EC	Grade

Subject	1	2	3	4	5	6	7	8	9	10	11	12	F	BW	EC	Grade

Grading Scale

+ A -	+ B -	+ C -	+ D -	+ E -	+ F -
100 - 95	94 - 86	85 - 70	69 - 60	49 - 40	39 - 0

Quarterly Progress Reports

Quarter	School Year
2nd	2002-2003
Miss Sarah is doing well in all her subjects. She especially likes Math and Spelling. I would like to see her work on world history improve some - but it's come a long way.	
Mrs. Williams is great at art & memorization and hopes to compete some day for art prizes at shows. Math however is still a challenge for her. We will start Saxon 5th this next quarter. Spelling is excellent.	

Quarterly Progress Reports

Like the monthly progress reports, these forms will help to keep your education plans on track. You can list accomplishments and highlight areas that need a little help. You can use one sheet for each child, or use one block for the whole family overall.

Reading Lists 1 and 2

We are offering two different reading lists. One is very straight forward, just a listing of the title and the author. The second list also has room for date begun and date finished. This might be very helpful for a slow reader, to help them see how their time to read is improving as skill grows.

Reading List for: Shirli Lynn
School Year: 2004-2005

Title	Author
The Bronze Bow	Elizabeth G. Spence
Because of Winn-Dixie	Kate DiCamillo
Catherine, Called Birdie	Karen Cushman
Shirley's Fire	Suzanne Staples
The Door in the Wall	Marguerite de Angeli

Reading List for: Margaret
School Year: 2002-2003

Title	Author	Date Begun	Date Finished
Spirit- Stallion of Cimarron	Kathleen Dwyer	7-1-02	7-3-02
Adam of the Road	Elizabeth Gray	7-5-02	7-10-02
Serra	Kathleen Dwyer	7-15-02	7-15-02
Shirley's Fire	Suzanne Staples	7-16-02	7-18-02

Science Lab Study

Student: Shem Chekal Date: April 14, 2003

Title	Does hot air raise up?
Purpose	To determine if hot air can be a effective force.
Hypothesis	I believe hot air rises because our house is hot in the summer upstairs. However, I hope to prove it in the lab.
Materials	dixie cup, pingpong can, candle
Procedure	place candle in can, light. Place snug dixie cup in and observe.
Observations	10:00 Cup placed in 10:01 cup rising 10:02 cup catches fire and burns.
Conclusions	Hot air rises - but also it is very hot.

Science Lab Sheet

This is your basic Science Lab Sheet. It has all the good things... Title, Purpose, Hypothesis, Procedure and more. Good scientific study habits are great skills for the higher grades.

Kindergarten Report Card

Student: Julietta Maria 04/106

Key To Marks

- * = Very Good
- 1 = Satisfactory
- 2 = Improvement Shown
- 3 = Needs Improvement
- 4 = Needs Time to Grow & Develop
- 5 = Not Meeting Level Requirements
- 0 = Not Evaluated

SOCIAL-EMOTIONAL GROWTH		1	2	3	4
Opens Home Rules					
Follows directions					
Respects property					
Is willing to share					
Is able to control emotions					
Respects adults					
Is cooperative & courteous to others					
Keeps hands to self					
Plays well with other children					
Controls voice volume					
WORK HABITS		1	2	3	4
Follows directions					
Works quietly					
Stays on task					
Has appropriate work speed					
Strives for neatness					
Completes work					
Cleans up after self					
SMALL MUSCLE DEVELOPMENT		1	2	3	4
Uses glue correctly					
Cuts scissors correctly					
Uses writing instruments w/ control					
Writes & draws					
READING		1	2	3	4
Knows beginning sounds					
Beginning to develop sight vocabulary					
Handles books properly					

READING READINESS/LANGUAGE		1	2	3	4
Knows letters, difference, opposites					
Understands rhyming					
Says sentence in order					
Can say address (Phone #)					
Recognizes & tells colors (circled)					
Identifies lower case letters (circled)					
Identifies capital letters (circled)					
Identifies shapes (circled)					
Counts objects 0-10					
Counts to 10					
Recognizes numbers (circled)					
Identifies left / right					
Identifies day / night / afternoon					
Names days of the week					
Identifies coin (circled)					
Identifies shape (circled)					
Identifies mathematical concepts					
Sorting (Problem Solving)					
Measurement (Ruler)					
Graphing (Graphing)					

MATHMATICS		1	2	3	4
Recognizes shapes (circled)					
Identifies shape (circled)					
Counts objects 0-10					
Counts to 10					
Recognizes numbers (circled)					
Identifies left / right					
Identifies day / night / afternoon					
Names days of the week					
Identifies coin (circled)					
Identifies shape (circled)					
Identifies mathematical concepts					
Sorting (Problem Solving)					
Measurement (Ruler)					
Graphing (Graphing)					

KEY FOR SUBJECTS BELOW (circle in box)		1	2	3	4
SOCIAL STUDIES					
SCIENCE					
MUSIC					
PHYSICAL EDUCATION					
RELIGION					

ATTENDANCE		1	2	3	4
Days Present					
Days Absent					
Promoted to					
Date					

Kindergarten Report Card

The Kindergarten Report Card covers all those important first tastes of school, like waits turn and keeps hands to self... Actually it works well with determining your young children's strengths and weaknesses when it comes to basic skill building for the higher grades. Also includes attendance records.

Grade School Report Card

Student: Martin James 02/103

GRADING KEY		1	2	3	4
A = 100 - 90	C = 70 - 60				
A- = 89 - 80	C- = 59 - 50				
B = 79 - 70	D+ = 49 - 40				
B- = 69 - 60	D = 39 - 30				
C+ = 59 - 50	F = 29 - 20				
Non-Letter Graded Areas					
S = Satisfactory	I = Improving	N = Needs Improvement			
WORK HABITS		1	2	3	4
Follows Directions					
Contributes to Discussions					
Uses Time Wisely					
Prepares Work Neatly					
Keeps Materials Orderly					
SOCIAL DEVELOPMENT		1	2	3	4
Respects Authority					
Is Courteous to Others					
Respects Property of Others					
Exhibits Self Discipline					
Adapts to Changes					
Is Willing to Accept Instruction					
Handles Criticism Properly					
READING		1	2	3	4
ACHIEVEMENT GRADE					
Effort					
Completes Assignments on Time					
Does Well on Tests					
Vocabulary					
Comprehension					
ENGLISH/WRITING		1	2	3	4
ACHIEVEMENT GRADE					
Effort					
Completes Assignments on Time					
Does Well on Tests					
Expresses Ideas Clearly/Correctly					
Utilizes the Mechanics of Writing					
SPELLING		1	2	3	4
ACHIEVEMENT GRADE					
Effort					
Completes Assignments on Time					
Does Well on Tests					
Spells Correctly in at Written work					
MATHEMATICS		1	2	3	4
ACHIEVEMENT GRADE					
Effort					
Completes Assignments on Time					
Does Well on Tests					
Understands Problem Solving					
Applies Concepts					
Advanced Studies					
SOCIAL STUDIES/ GEOGRAPHY		1	2	3	4
ACHIEVEMENT GRADE					
Effort					
Completes Assignments on Time					
Does Well on Tests					
HISTORY		1	2	3	4
ACHIEVEMENT GRADE					
Effort					
Completes Assignments on Time					
Does Well on Tests					
SCIENCE		1	2	3	4
ACHIEVEMENT GRADE					
Effort					
Completes Assignments on Time					
Does Well on Tests					
HEALTH/ PHYSICAL EDUCATION		1	2	3	4
Karate					
FINE ARTS		1	2	3	4
Fine Arts School					
MUSIC		1	2	3	4
High Music School					
RELIGION		1	2	3	4
Students					

Grade School Report Card

This will work for Grades 1-8 quite well. Nice, complete, yet easy to fill in with a standard school type of grades. You have an Achievement Grade space for each subject as well as areas for Effort, Tests, Assignments and more. There is also an area for Attendance and you can add your own categories as well. You supply your own grading scale and can also use non-letter grading such as Satisfactory, Improving and Needs Improvement.

High School Report Card

Student: Jonathan Myers 04/105

GRADING KEY		1	2	3	4
A = 100 - 90	C = 70 - 60				
A- = 89 - 80	C- = 59 - 50				
B = 79 - 70	D+ = 49 - 40				
B- = 69 - 60	D = 39 - 30				
C+ = 59 - 50	F = 29 - 20				
Non-Letter Graded Areas					
S = Satisfactory	I = Improving	N = Needs Improvement			
WORK HABITS		1	2	3	4
Follows Directions					
Contributes to Discussions					
Uses Time Wisely					
Prepares Work Neatly					
Keeps Materials Orderly					
SOCIAL DEVELOPMENT		1	2	3	4
Respects Authority					
Is Courteous to Others					
Respects Property of Others					
Exhibits Self Discipline					
Adapts to Changes					
Is Willing to Accept Instruction					
Handles Criticism Properly					
TESTING / SCORES		1	2	3	4
SAT - ACTed 70/208-7					
ATTENDANCE		1	2	3	4
Days Present					
Days Absent					
Promoted to					
Date					

High School Report Card

For those high school years. Nice, complete, yet easy to fill in with a standard school type of grades. You can add in the courses that your child is taking and also list grades and credits earned. There is a place for testing scores and extra curricular activities that may help transcript time. There is also an area for Attendance and you can add your own categories as well. You supply your own grading scale and can also use non-letter grading such as Satisfactory, Improving and Needs Improvement.

Scout Record

Family Member Gypsy Organization Dog Scouts of America

Troop # <u>27</u>	Council: <u>Dog Star Valley</u>
Date Joined: <u>April 17, 2002</u>	Date Finished: <u>—</u>
Leader <u>Dingo</u>	Phone <u>—</u>
Co-Leader <u>Jessy Chekal</u>	Phone <u>870-1010</u>
Co-Leader <u>Mangle Myers</u>	Phone <u>662-7001</u>
Regular Meeting Place/Dates/Times <u>at St. Luke's church basement 7pm Wed.</u>	
Ranks Achieved - Rank & Date	
<u>Dog Scout Novice - 5-15-02</u>	
<u>Dog Scout Pro - 6-17-04</u>	
Badges/Awards Earned:	
<u>Dogging 3/2</u>	
<u>Retrainer 4/6/04</u>	
<u>Tailwagger Hiker 10/03</u>	
Special Trips/Accomplishments	
<u>Dog Scout Day camp - Summer of 2004</u>	
Scout Friends	Name Address Phone
	<u>Ralphie the collie</u>
	<u>Ginger the mutt</u>
	<u>Rusty the German Shepherd</u>

Scout Record

Whether it's Girl Scouts or Boy Scouts or Dog Scouts or whatever type of Scout you have in your family, this form will provide an area for leader information, badges, awards and trip information.

Sign Up Sheet

Cedar Pt. Trip

Family	How many?	Paid	Phone
The Smiths	2	yes	874-5500
Jessy Quarto	1	yes	707-4347

Sign Up Sheet

This is your basic open ended sign up form. Great if you need a sign up sheet for your support group in a hurry!

Spelling Test

Week 2
Date: Sept. 7, 02

1	<u>dog</u>
2	<u>cat</u>
3	<u>yes</u>
4	<u>no</u>
5	<u>in</u>
6	<u>out</u>
7	<u>go</u>
8	
9	
10	
11	
12	

Spelling Test

Week 21 Date: Jan 7, 02

1	<u>disambiguate</u>
2	<u>orientalishish</u>
3	<u>Macarinaly</u>
4	<u>Marishioest</u> <u>At</u>
5	<u>arabellenth</u> <u>10/</u>
6	<u>extradolation</u> <u>10</u>
7	<u>rabishment</u>
8	<u>purloinest</u>
9	<u>in descriptonal</u>
10	<u>Maritelli phonically</u>
11	
12	
13	
14	
15	
16	
17	
18	
19	
20	
21	
22	
23	
24	
25	

Spelling Test - 12 and 25 Words

Each of these forms is two up on a page, so you can print a few and have spelling test forms for a few weeks.

Memoranda, Clippings, Photos or Journal Space

Keep track of the great web sites available out there. You can keep them on your computer, but most have a limit as to how many, and this way, you can share with a friend without having to run your Internet browser to check.



How to Customize your Own Planner.

First of all... keep these things in mind. PLEASE do not use all of the forms included on the CD. If you do, you'll be spending FAR too much time writing and planning and no time teaching and enjoying your family!

The forms were designed to give you a wide variety and choice in the forms that you want to use. Pick out a handful, maybe a dozen, that really appeal to you. Copy a few and use them for a few days or a week. Get to understand how they work. Then consider making your book. If you go with a binder, you can add and delete pages as you decide how best to use them.

Most of your local copy shops will give you assistance in copying two sided paper. I would highly suggest though, that you get a package of a heavier weight paper to copy on. 60 or 70 pound offset is much nicer than the traditional 20 pound white bond and you'll get less see-through from markers or highlighters and they will be a little tougher. I wouldn't recommend cardstock, however, or your planner might be too big and thick!

We love to have our spiral bound. It lays flat, no matter how you open it and it's just kinda neat. However, it is more difficult to open and add more pages. Comb binding is easier, however you still need a fancy punch to do that. Binders work great if you like to change things a lot! Find the method that works best for you.

And in the end, if you ever have any questions, or a problem or need to chat, just drop me an email and I'll do my best to get back to you asap. I'm online several times a day and will do my best to get you an answer quickly. I'm sorry, but we do not take phonecalls, since we are a home education family and phone calls greatly interrupt our day.

Info@TheMasterPlanner.com

In the end, please enjoy this product. I hope you will find it well designed and easy to use, and that you'll never need to buy any more planners, ever!






Sample Forms

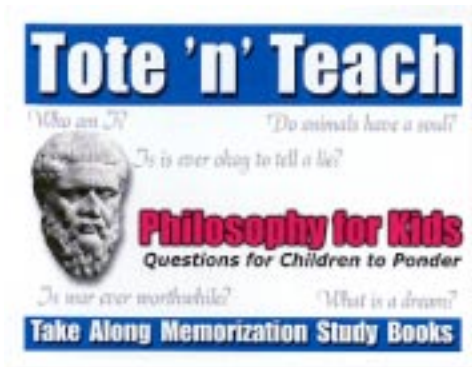
Here are a handful of forms for you to print and use to see how the Master Planner might work well for you in your home educational plans. If you have already purchased the Master Planner, this might be a great file to share with others who are interested in the program and would like to see some samples.

Be sure to check the website occasionally for new updates and free forms available to our visitors.

www.TheMasterPlanner.com



***Be sure to check out
our other websites for
more homeschooling
resources to help you
on your school day.***



www.TheHomeschoolShop.com
www.HistoryScribe.com
www.StudyStarters.com
www.RockHoundKids.com
www.NatureStudyKits.com

Four Year High School Course Plan

Student:		Graduation:			
		9th Grade	10th Grade	11th Grade	12th Grade
L.A.					
MATH					
SCI.					
GEO					
W.H.					
US.H					
F.A.					
P.A.					
P.E.					
HEA.					
REL.					

Credits Required For Graduation

☐ Language Arts
 ☐ Mathematics
 ☐ Science

☐ Geography
 ☐ World History
 ☐ U.S. History

☐ Fine Arts
 ☐ Practical Arts
 ☐ Physical Education

☐ Health
 ☐ Religion
 ☐ _____

Daily Check List

Check Main Box when Subject is Complete

Student: _____ Date: _____

☐ **Language Arts**

☐ **Mathematics**

☐ **Science**

☐ **Geography**

☐ **World History**

☐ **U.S. History**

☐ **Fine Arts**

☐ **Practical Arts**

☐ **Physical Education**

☐ **Health**

☐ **Religion**

☐ _____

☐ _____

Independent Study Form

Student _____ Date: _____

Topic to Study:
Research Plans:
Reading List:
Project Plans:
Field Trips:
Other Resources:
Conclusion:

Quarterly Grading Sheet

Student _____

School Year _____

Subject	1	2	3	4	5	6	M	7	8	9	10	11	12	F	BW	EC			Grade

Subject	1	2	3	4	5	6	M	7	8	9	10	11	12	F	BW	EC			Grade

Subject	1	2	3	4	5	6	M	7	8	9	10	11	12	F	BW	EC			Grade

Subject	1	2	3	4	5	6	M	7	8	9	10	11	12	F	BW	EC			Grade

Grading Scale

+ A -	+ B -	+ C -	+ D -	+ E -	+ F -